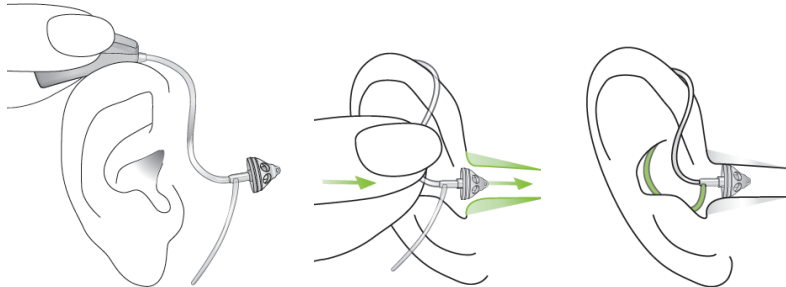
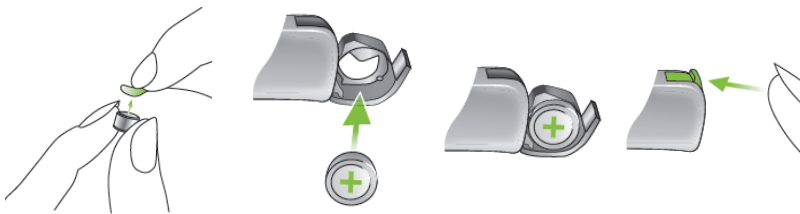


## Roger Focus EasySheet




### Inserting Roger Focus

- Place Roger Focus behind ear
- Place the hearing tube between your thumb and forefinger. Insert the dome deep enough into the ear canal so that the hearing tube lies flat on your ear
- If your Roger Focus has a retention wing then press it into the bowl of the ear in order to retain the dome in the ear canal



### Changing the battery

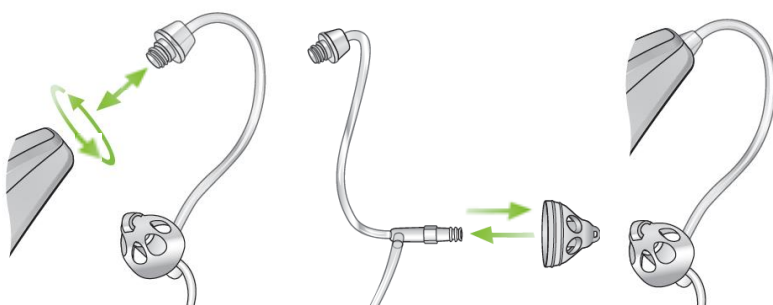
- Remove tab from battery to activate then wait 1 minute
- Insert battery as shown
- Close the battery door
- Roger Focus is now on



### Roger Focus Volume Control

The Volume control may be locked and not operate please consult your hearing care professional if this is the case.

- The volume increases until a double beep is heard
- After the double beep the next press puts the Roger Focus at minimum volume level where you can start increasing again
- This mid-point volume will give a long beep



### Cleaning Roger Focus

- Remove the sound tube by rotating anti clockwise and remove the dome.
- Clean tube with cleaning line (will pass right through tube)
- Attach new dome and reattach tube to Focus by rotating tube in a clockwise direction